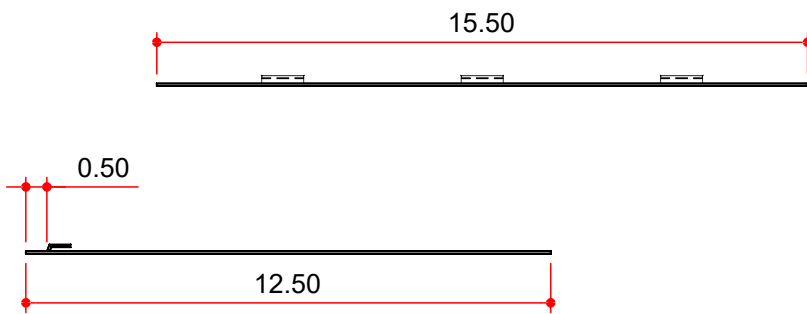
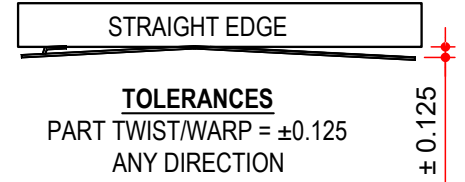
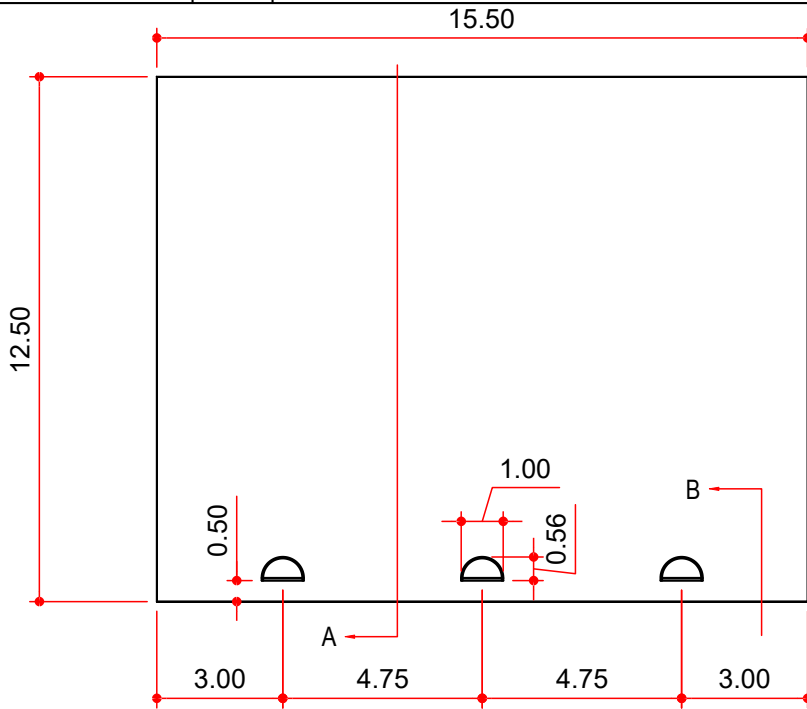
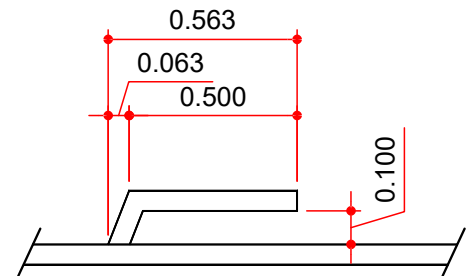


| MASTER PART MARK | VIN | AVAILABLE THICKNESS | YIELD MIN. | BLANK LENGTH | BLANK WIDTH | WEIGHT (LBS) |
|------------------|-----|---------------------|------------|--------------|-------------|--------------|
| LSLS-1           | B   | 0.060               | 33 KSI     | 15.50        | 12.50       | 3.28         |



**SECTION A**



**SECTION B**

NOTES: **BUYOUT**  
1) ALL BENDS ARE 90° UNO

AVAILABLE COLORS

NP