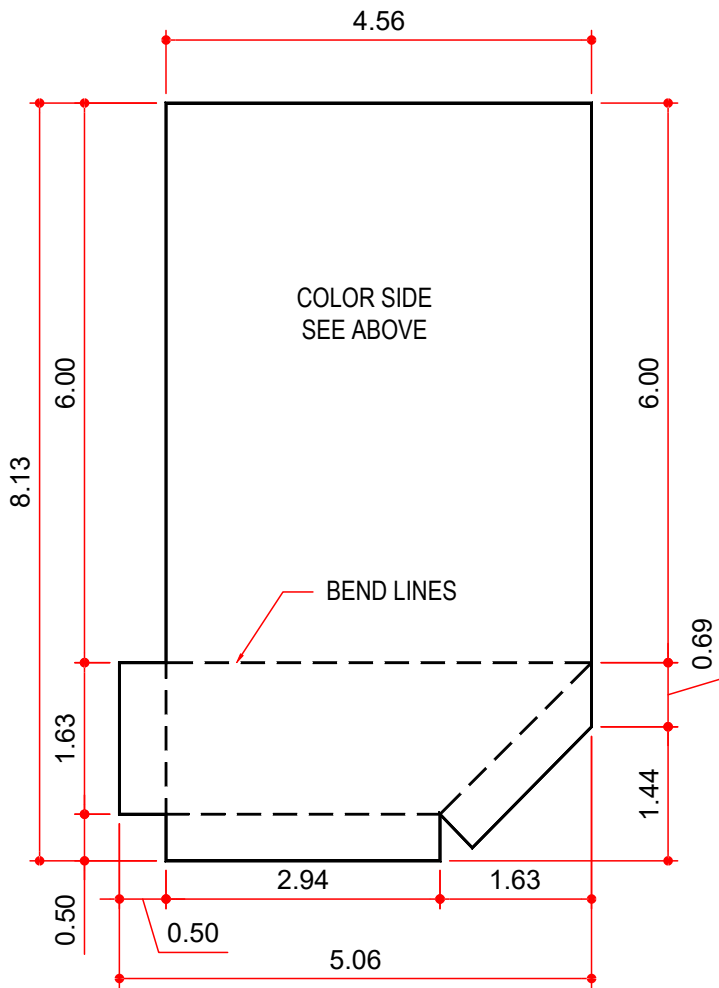


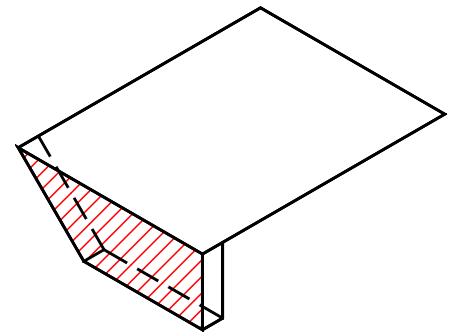
MASTER PART MARK	VIN	AVAILABLE THICKNESS	YIELD MIN.	BLANK LENGTH	BLANK WIDTH	WEIGHT (LBS)
ETC_	A	24 OR 26 GA	33 KSI	5.06	8.13	0.23

ETCL = BEND **DOWN** 90°
ETCR = BEND **UP** 90°

COLOR NEAR SIDE
COLOR FAR SIDE

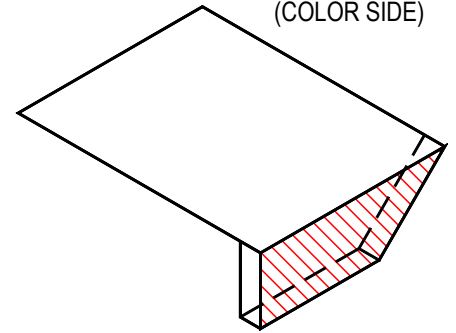


ETCR

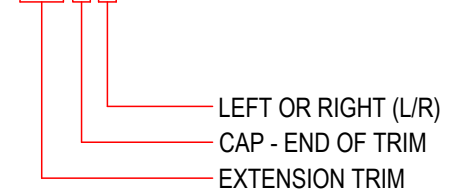


QC NOTE:
NO SCRATCHES IN
HATCHED AREA
(COLOR SIDE)

ETCL



ETC



NOTES:

1) ALL BENDS ARE 90° UNO

AVAILABLE COLORS

ALL STANDARD SMP
& PVDF COLORS